

Code

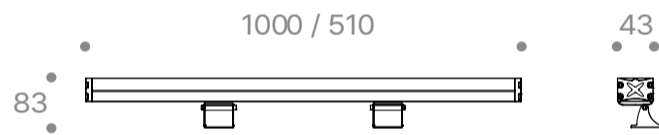
E1113-24S30Z100 / E1113-12S30Z050

Technical data



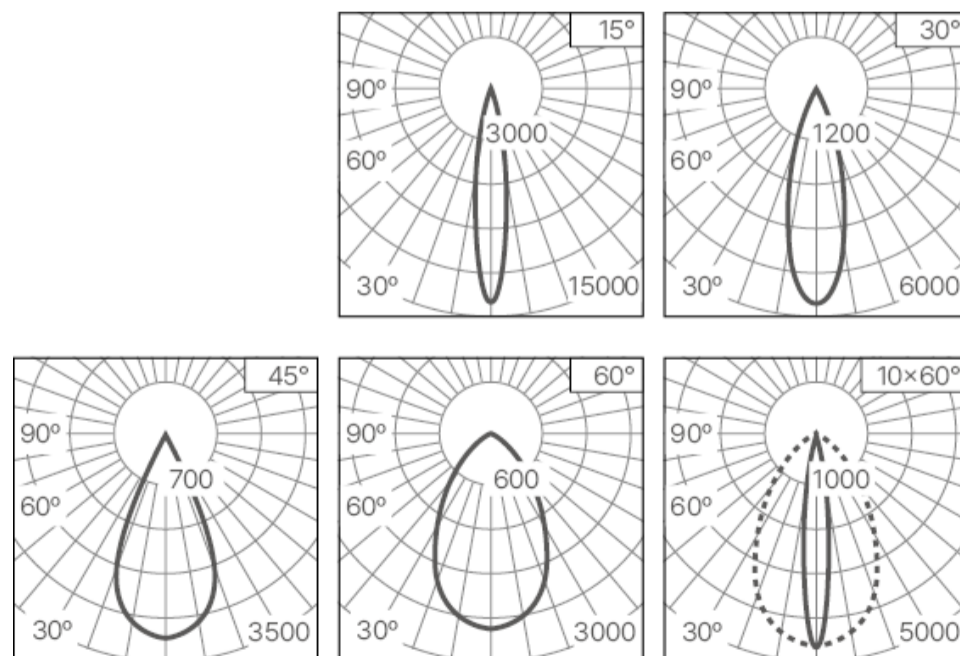
LED Source	SMD
Luminous Flux (lm)	2182 / 1091(3000K)
Power (W)	24 / 12
Luminous efficiency (lm/W)	90
Beam angle (°)	15, 30, 45, 60, 10 x 60
Color Temperature (K)	3000, 4000, 5700
CRI	≥80
Installation	Floor, Wall, Ceiling
Dimension (mm)	43 x 82 x 1000 / 510
Housing	Diecast & Extruded aluminium body, Stainless steel screws, Silicone seal gaskets
Diffuser	Clear tempered glass
Reflector	-
Optic	PMMA
IP rating	65
Finish Color	Dark gray powdercoat finish
Electrical Data	DC 24V
Control	ON / OFF
Certification	-

Drawing



Photometric Data

Condition	24W . 3000K . 2182lm
-----------	----------------------



Code

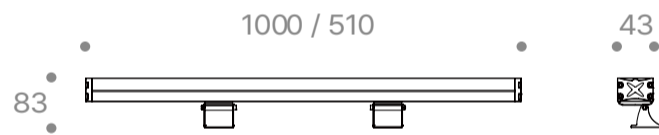
E1113-36S30Z100 / E1113-18S30Z050

Technical data



LED Source	SMD
Luminous Flux (lm)	3216 / 1608(3000K)
Power (W)	36 / 18
Luminous efficiency (lm/W)	89
Beam angle (°)	15, 30, 45, 60, 10 x 60
Color Temperature (K)	3000, 4000, 5700
CRI	≥80
Installation	Floor, Wall, Ceiling
Dimension (mm)	43 x 82 x 1000 / 510
Housing	Diecast & Extruded aluminium body, Stainless steel screws, Silicone seal gaskets
Diffuser	Clear tempered glass
Reflector	-
Optic	PMMA
IP rating	65
Finish Color	Dark gray powdercoat finish
Electrical Data	DC 24V
Control	ON / OFF
Certification	-

Drawing



Photometric Data

Condition	36W . 3000K . 37800lm
-----------	-----------------------

